



USER RETRIEVAL MANUAL

www.boterates.com



BOTE

RATES

CHAPTER 1

NAVIGATING THE SYSTEM

Bote: a bote, in legal jargon, also spelled bot or bôt by definition is compensation, recompense, or amends for a service or product. This system is designed to allow the **Vessel Operating Common Carrier (VOCC or carrier)**, **Non-Vessel Operating Common Carrier (NVOCC or OTI)**, **Freight Forwarder (OTI)** and/or **Beneficial Cargo Owner (BCO or Shipper)** to outline their "compensation" for services by allowing them to manage the tariffs and service contracts which they may either use as a pricing mechanism or a tracker of compensation to be paid for specific services rendered.

This manual *uses* both description and visual pictorials to describe the various functions within each section.

WELCOME AND LOGIN

While the Bote Rates system is fully compliant with all the Federal Maritime Commission's regulations surrounding common carrier rates and their need to be publicly available, it would be wrong to limit the view of this system to merely the U.S. markets. This system is fully capable of being used world-wide for **break- bulk, containerized, LTL, LCL, Unit** or **RoRo** cargoes. Further-more, this system can draw from the harmonized code for numbers and descriptions or can use any other form of commodity codes or descriptions. Indeed, one could choose to make these items client specific in cases of exempt commodities or for non-US based tariffs.

Bote Rates has been designed as a fully **web-based interface** which may be accessed using any of the top web browsers currently available to the general public. It should be understood that the use of the various web browsers, may all render slightly different views of the product based upon their own configurations and product standards. Typically, a user may use Windows Internet Explorer, Fire Fox, Google Chrome or Apple's Safari to access this product without any difficulties. We would recommend that the use of the current version of browser is always the best choice in terms of interaction with this product.

This system represents a culmination of more than ten years of software system design experience specifically within the transportation sector, along with more than 40 years' experience within the regulated transportation environment and more than 30 years of ocean transport experience. We believe the user experience will be one that is fairly intuitive and will illicit significant results after only a few minutes use and familiarization.

NOTE: The use of this system is based on a license agreement with both the individual corporations who have chosen "Bote" as

their pricing product and the user license agreement as defined in the initial login screen upon first use. This product may not be used for illegal purposes and may not be back engineered or replicated in any way without specific prior written consent from Global Maritime Transportation Services, Inc. Any misuse of the system will result in immediate action including denial of service and prosecution to the fullest extent of the law.



This picture displays the entry level screen for all users prior to logging into the "Bote Rates" system


THE LEADER IN THE OCEAN TRANSPORTATION INDUSTRY

Secure Login

User

Pass

[Terms](#)

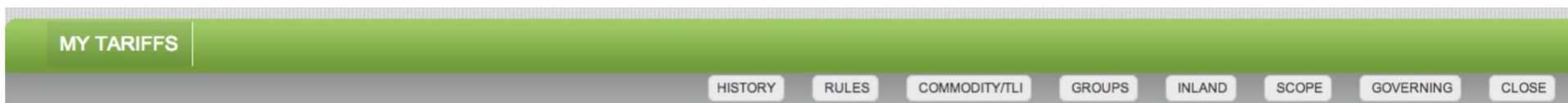


The login function is located on the upper right hand portion of the entry screen. You must first obtain a user login and password in order to access the Bote Rates system.


The "login" function is located on the upper right hand corner of the main screen in which the user must enter their user name and password. Should you not have a user name or password please contact the administrator within the corporation from which you are trying to access data in order to be assigned a user name and password.

The "Credentials" portion of this program is established on a user-by-user basis and will determine both the type of access (Administrator, Publisher, Retriever, General Access) as well as the specific information (Service Contract, Tariff, Loa) to which the user should have access. It is therefore vital to both corporate security and the system security aspects of this program that under no circumstances should your user name or password be shared with other people. This sys-

tem is intended to track user detail as it relates to use of this system and any misuse of the system which occurs while logged in as a specific user is the responsibility of that user. Please refer back to the note on the previous page to understand that liability for system misuse will fall to the corporation and user within that corporation.



The above display shows the Command Buttons available after clicking one of the tariff selector buttons.

By clicking on  the green command button beside any tariff the user is presented with the above shown view which allows the user access to an array of tariff information depending on the the Command Button chosen. The Command Buttons available are HISTORY, RULES, COMMODITY, GROUPs, INLANDs, SCOPE, GOVERNING and CLOSE. See the listing below for the description of each of these items.

Command Button	Purpose
HISTORY	By clicking the HISTORY Command Button the user is provided with a list of all previous amendmendments for that particular tariff. Be aware that is only one item appears it is because it is the (0) or Original Amendment.
RULES	By clicking the RULES Command Button the User is provided with a list of all rules publshed in that specific tariff. Be Aware that is there is no Rules listed it may be because you are in a Commoidty tariff and the rules governing that tariff may be located in another tariff.
COMMODITY / TLI	By clicking the COMMODITY / TLI command button the users is presented with a split screen in which the Commodity list is above and the the TLI detail is presented below. Be Aware if there are no Commodities or TLI's viewable it may be because you are in a Rules Tariff and the Commoditites are located in another tariff
GROUPS	By Clicking the GROUPS Command Button the user is presented with a list of available groups. Be aware if there are no groups listed it may be because those groups are located in an Rules governing tariff.
INLAND	By clicking the INLAND Command Button the user will be presented with the avaialble inland origin or destination charges. Be aware that there may be instances where there are no inlands listed. This may be because the organization doesn't use inlands or the inalnds may be located in a separate tariff.
SCOPE	By clicking the SCOPE Command Button the user will be presented with a scope of the tairff enumerating which countires of origin and destination are included in that specific tariff.
GOVERNING	By clicking the GOVERNING Command Button the user will be presented with a list of tariffs either governing or governed by that tariff.
CLOSE	By clicking the CLOSE button the user will be returned to the previous page.

The fundamental elements of navigating the program are located in the TAB and SUB TAB selections but with each new task the user will find that new functions will be presented in order to produce those tasks within the framework of those specified jobs. In order to better demonstrate this, click the "TARIFFS" tab located on the upper left-hand portion of TAB screen.

Note that the user has several choices depending on whether they wish to create a new tariff or simply review information within an already existing tariff. By clicking on the green arrow icon located on the left-hand side of each tariff number followed by the description the user will be presented with a selection of functions within the TARIFF elements.

History							
Viewing 11 amendments							
	Filed	Effective	Thru	Expiration	Amend Code	Amend #	Status
➤	2012-07-17	2012-07-17			C	10	Filed
➤	2010-06-02	2010-06-02			C	9	Filed
➤	2009-11-24	2009-11-24			C	8	Filed
➤	2007-09-24	2007-09-24			C	7	Filed
➤	2007-04-11	2007-04-11			C	6	Filed
➤	2006-12-08	2006-12-08			C	5	Filed
➤	2006-10-13	2006-10-13			C	4	Filed
➤	2006-02-14	2006-02-14			C	3	Filed
➤	2006-02-09	2006-02-09			C	2	Filed

The snap shot above represents the HISTORY view of the tariff amendments. One can review each sequential amendment

HISTORY

The "HISTORY" command button will provide the user access to the list of amendments from newest to oldest. By clicking the arrow beside any amendment, the user may view the specific details of that filing as shown in the Figure to the left.

RULES

The "Rules" command button will provide the user access to the rules section of the tariff. The rules may provide text-based information simply spelling out the application of issues as they pertain to

MY TARIFFS				
EXPORT TO EXCEL		PRINT RULE CLOSE		
Rule Name		Filter: WLWHL-001		
Rule	Rule Name	Applies	Doc	Status
001	SCOPE	-	WLWHL-001	F
001-1	SCOPE EUROPEAN TRADE	-	WLWHL-001	F
001-2	SCOPE - OCEANIC TRADE	-	WLWHL-001	F
001-3	SCOPE - ASIA TRADE	-	WLWHL-001	F
001-4	SCOPE - MIDDLE EAST TRADE	-	WLWHL-001	F
001-5	SOUTH AMERICA	-	WLWHL-001	F

The snap shot above represents the RULES view.

various shipments or rules containing charges intended to calculate against the shipment criteria supplied in the calculation screen of the tariff. Should the rule provide for calculations always or optionally the calculating shall be so designated by the calculator icon shown to the right-hand side of the rules title.

Furthermore, in the "Applies" column the user is advised whether they apply always designated by the "yes" or optionally which would need to be turned on in order to calculate.

COMMODITY / TLI

The "Commodity" section of the tariff provides the detail in a two screen format with the upper portion of the screen dedicated to the

Image 1.3 Commodity / TLI

Code	Brief Description	AMD	Filed	Effective	Expires	AC	Status	Note	Tlis
0000-00-0010	FREIGHT ALL KINDS (FAK) / CARGO NOS. IN STRAIGHT MIXED SHIPMENTS INCLUDES THE FOLLOWING COMMODITIES	2	2012-11-08	2012-11-08		C	F		19
0000-00-0011	FAK/GDSM	0	2012-08-29	2012-08-29		R	F		0
0000-00-1129	FOREST PRODUCTS / PAPER / LUMBER / OSB, NOS	0	2012-10-23	2012-10-22		I	F		2
0000-00-7918	REFRIGERATED CARGO VIZ: FROZEN CONCENTRATE	1	2012-11-08	2012-11-08		C	F		2
0000-10-5009	REFRIGERATED CARGO VIZ: CARGO, NOS	1	2012-11-08	2012-11-08		C	F		1
1900-01-0620	FOODSTUFF/GROCERIES, NOS	2	2011-07-20	2011-07-20		I	F		7
1905-00-0805	BISCUITS, NOS	0	2011-04-22	2011-04-21		I	F		13
2004-89-5000	CHEMICALS, NON-HAZARDOUS, NOS, RESIN, NON-HAZARDOUS, NOS, PETROLEUM, VIZ: MIXED OR STRAIGHT SHIPMENT	0	2011-09-26	2011-09-26		R	F		3
2200-00-0084	WINE & SPIRITS, NOS	0	2011-09-27	2011-09-27		I	F		4

TLI #	Origin	Destination	Basis	Type	Size	Rate	Serv	Effective	Expiration	AC	Sta	Note
0002	MIAMI FL 33101, United States of America	kingston, Jamaica (+2)	WM	N/A	LTL	265 USD	O/O	2012-10-25		R	F	
0004	NEW YORK NY (10001), (10099), United States of America (+1)	HAMILTON, BERMUDA	PC	FR	20	3500 USD	D/O	2012-07-07		A	F	
0005	MIAMI FL (33101)-(33199), United States of America	SANTOS, Brazil	PC	PC	20	2100 USD	PIP	2012-04-13	2012-11-30	E	F	
0006	MIAMI FL (33101)-(33199), United States of America	SANTOS, Brazil	PC	PC	40X	2450 USD	PIP	2012-04-13	2012-11-30	E	F	
0007	New York NY 10104, United States of America	Liverpool, United Kingdom	PC	PC	20X	1500 USD	O/O	2012-04-13	2012-11-30	E	F	

Depicts a screen shot of the Commodity / TLI Section of the Bote Rates Tariff and Contract Management system

brief commodity description and the pertinent detail such as effective and expiration dates, as well as, status and the lower portion of the screen provides the tariff line item or TLI detail. Select any item in the commodity screen and it becomes highlighted and the corresponding TLI information appears in the detail at the bottom of the screen. By right clicking your mouse on any of the TLI's listed, one may perform any number of functions including express calculating the bottom line cost of shipment on that particular item. Much more on this will be discussed in other areas of this manual.

GROUPS

Groups permit a company to provide equalized pricing to an array of ports which otherwise would require singular entries and an increase of the TLI's required to keep track of that pricing. To demonstrate this, suppose a company wanted to extend the same price to a 20' container moving between Miami and Tokyo as a container moving between Philadelphia and Tokyo. Without groups the company would necessarily need to publish this rate twice, once for Miami origin and once for Philadelphia origin. Introducing groups merely requires the user to create a group called East Coast Ports as an example and include the ports of Miami and Philadelphia as the makeup of this port group and now the TLI would be published as East Coast Ports to Tokyo. The direction signifies whether the group is an origin or destination group in its application. In order to determine which ports are included in the group, click the green arrow located to the left of the port group code.

Image 1.4 Sample Group Screen

Location Name	Location Code	Ports?
ANTWERP, Belgium	BEANT00P	Yes
Hamburg, Germany	DEHAM00P	Yes
La Havre, France	FRLE00P	Yes
ROTTERDAM, Netherlands	NLROT00P	Yes

Depicts a screen shot of a Port Group in the Bote Rates Tariff and Contract Management system

INLAND

The inland provides for local and regional drayage within particular State or provinces and is based on several criteria which will be discussed further along in the manual. For purposes of this discussion it should suffice to understand that by clicking on the inland command button, the user will be presented with a selection of inland tables. By clicking on the table command button located to the right-hand side

the lower left hand portion of the screen the user is presented with the column and row detail which provides the specifics for pricing of cargo from a listed location based upon whatever criteria has been established for each column.

Image 1.5 Inland Table Screen

Table Name	
Florida	Florida, United
Georgia	Georgia, Unite
Idaho	Idaho, United

Depicts a screen shot of the Inland Table Section in the Bote Rates Tariff and Contract Management system.

"Scope

The scope of the tariff (Figure 1.6) reveals to the user the countries of origin and destination in which the tariff will be guided in its application of rules, rates and inlands. Only countries listed in the scope may be considered and all other countries will be ignored. All of these elements represent the general approach to navigating through the Bote system and the more one uses the system will be more familiar with both the feel and structural elements contained within the program."

Image 1.6 Tariff Scope Screen

The screenshot displays the 'TARIFF SCOPE' screen within a software application. At the top, there is a green header bar with the text 'MY TARIFFS' and 'ADD NEW'. Below this, a grey bar contains 'EDIT' and 'CLOSE' buttons. The main content area is titled 'TARIFF SCOPE' and contains a table with two columns: 'Country' and 'Origin/Destination'. The table lists various countries and their corresponding origin/destination status. At the bottom right of the table, there is a pagination control showing 'First', 'Previous', '1', '2', '3', '4', '5', 'Next', and 'Last'.

Country	Origin/Destination
Afghanistan	ORIGIN
Afghanistan	DESTINATION
Aland Islands	ORIGIN
Aland Islands	DESTINATION
Albania	ORIGIN
Albania	DESTINATION
Algeria	ORIGIN
Algeria	DESTINATION
American Samoa	ORIGIN
American Samoa	DESTINATION
Andorra	ORIGIN
Andorra	DESTINATION
Angola	ORIGIN
Angola	DESTINATION
Anguilla	ORIGIN
Anguilla	DESTINATION

First Previous 1 2 3 4 5 Next Last

CALCULATING A TLI

In order to view a calculated screen the following steps must be followed: Step 1 – select an appropriate commodity from the Commodity list as shown in the figure below. Step 2 – Select an appropriate TLI from the TLI section specific to the commodity previously selected.

MY TARIFFS

ADD NEW

COMMS TO EXCEL

TLIS TO EXCEL

CREATE NEW COMMODITY

CREATE NEW TLI

IMPORT

CLOSE

COMMODITIES

Commodity Brief Descripti

auto

Show Full Description

	Code	Brief Description	AMD	Filed	Effective	Expires	AC	Status	Note	Tlis
	8700000012	AUTOMOBILES, PASSENGER VEHICLES, VIZ: SELF PROPELL	0	2006-01-01	2006-01-01		IR	F		5
	8700000013	AUTOMOBILES, PASSENGER VEHICLES, VIZ: SELF PROPELL	0	2006-01-01	2006-01-01		IR	F		5
	8700000014	AUTOMOBILES, PASSENGER VEHICLES, VIZ: SELF PROPELL	0	2006-01-01	2006-01-01		IR	F		5
	8700000015	AUTOMOBILES, PASSENGER VEHICLES, VIZ: SELF PROPELL	0	2006-01-01	2006-01-01		IR	F		5
	8700000016	AUTOMOBILES, PASSENGER VEHICLES, VIZ: SELF PROPELL	0	2006-01-01	2006-01-01		IR	F		5
	8700000034	PASSENGER VEHICLES, AUTOMOBILES, VIZ:	0	2006-01-01	2006-01-01		IR	F		5
	8700000201	AUTOMOBILES LOW SIDED, MOTORCYCLES WITH SIDE CARS,	1	2008-02-04	2008-03-01		C	F		24
	8700000205	AUTOMOBILES LOW SIDED, MOTORCYCLES WITH SIDE CARS,	1	2008-02-06	2008-02-06		C	F		24
	8700000402	AUTOMOBILE, PASSENGER VEHICLE, VIZ: PICK UP TRUCK,	1	2014-04-09	2014-04-09		C	F		1

Viewing Commodities 1-9 of 27

First

Previous

1

2

3

Next

Last

TLIS

TLI #	Origin	Destination	Basis	Type	Size	Rate	Serv	Effective	Expiration	AC	Sta	Note
0001	GALVESTON TX 77550, US (+4)	HAMBURG, GERMANY (+3)	WM	RR	N/A	35 USD	P/P	2009-03-16		R	F	
0006	PORT HUENEME CA 93041, US (+1)	BREMERHAVEN, GERMANY (+2)	WM	RR	N/A	105 USD	P/P	2011-03-04		C	F	
0007	LONG BEACH CA (90800)-(90853), US	BREMERHAVEN, GERMANY (+2)	WM	RR	N/A	105 USD	P/P	2008-12-22		IR	F	
0008	GALVESTON TX 77550, US (+3)	KOTKA, FINLAND	WM	RR	N/A	50 USD	P/P	2013-05-02		C	F	
0009	GALVESTON TX 77550, US (+3)	ST PETERSBURG, RUSSIAN FEDERATION	WM	RR	N/A	70 USD	P/P	2010-06-05		C	F	

8700-00-0016 : Viewing TLIs 1-5 of 5

First

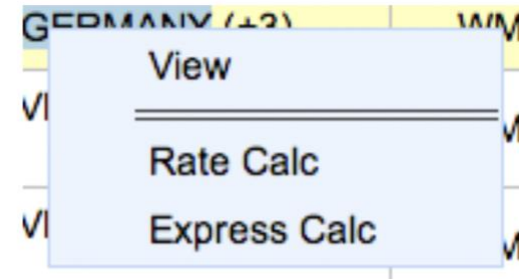
Previous

Next

Last

The screen above provides a Commodity / TLI tariff view. NOTE: The commodity is highlighted in red to signify a forward filing.

Step 3 - Once you've selected the specific TLI, simply right click your mouse and you will be provided 3 options. The **View** will take you to the TLI detail screen. The **Rate Calc** will take you to the Rate Calc screen and **Express Calc** will present the calculation using simply the default criteria in the TLI.



Step 4 – click on the Rate Calc function from the menu list.

Step 5 – The Rate Calc screen allows the user to select specific port ranges, select optional charges and set specific dimensional criteria to add to the calculation detail. In this instance we will calculate an arbitrary to Estonia via Bremerhaven in order to add that routing to the final calculation screen.

MY TARIFFS

CALCULATE

CLOSE ALL

CLOSE

RATE DETAILS

Tariff

WLWHL-003

WALLENIOUS WILHELMSEN LOGISTICS EUROPEAN TAI

Commodity

8700-00-0016

AUTOMOBILES, PASSENGER VEHICLES, VIZ: SELF PRI

Rate

35 USD

Rate Basis

WM-Weight/Measu

TLI

0001

Min. Quantity

1.00

SERVICE DETAILS

Origin

Destination

POL

GALVESTON TX 77550, UNITED STATES OF A

POD

HAMBURG, GERMANY

Inland Mode

N/A-Not App

Inland Mode

N/A-Not App

Service

P-Pier

P-Pier

Broker

N/A-Not Applicabl

Tranship

Options

0 of 48

SHIPMENT DETAILS

Total Containers

1

Items/Units

1

Value

0.00

USD - US Dollar

Volume

1.000

CBM - CUBIC METER

Weight

1000.000

KGS - KILOGRAM

Use Container Totals

☒

Use Dimensions for Volume

☐

Dimensions (Length/Width/Height)

0.00

0.00

0.00

M - METER

The screen above provides a view of the Rate Calc screen in which elements may be selected to alter the final calculation of a specific rate.

Step 6 - **POD HAMBURG, GERMANY** ... Click the ... command button located to the right of the Port of Discharge (POD) listing. This will present the base port listing screen.

Code	Location	
BEANT00P	ANTWERP, BELGIUM	SELECT
DEBRE00P	BREMERHAVEN, GERMANY	SELECT
SEGOT01P	GOTHENBURG, SWEDEN	SELECT
DEHAM00P	HAMBURG, GERMANY	SELECT
FRLE 01P	LE HAVRE, FRANCE	SELECT
GBLIV00P	LIVERPOOL, UNITED KINGDOM	SELECT
GBSOU00P	SOUTHAMPTON, UNITED KINGDOM	SELECT
BEZEE00P	ZEEBRUGGE, BELGIUM	SELECT

CLOSE

Step 7 – Select Bremerhaven from the corresponding location RESULTS pop up as shown in the Figure on the left by clicking the SELECT command button located to the right of the desired port listing. Once you’ve clicked the Select button click the CLOSE command button located on the lower right hand corner of the pop up screen.

Step 8 – Bremerhaven will now appear instead of Hamburg in the POD window as shown in the display below. Be aware that the defining port should always be chosen first in order to allow the calculation function to perform properly.

On occasion, there may be a need to specify the Port of Load (POL) detail. If it should be requirement repeat step 6-8 in order to establish the POL detail. It is not a requirement in this instance.

The screen above provides a view of the Base Port listing as specified for that TLI.

SERVICE DETAILS

Origin ... Destination ...

POL GALVESTON TX 77550, UNITED STATES OF A ... POD BREMERHAVEN, GERMANY ...

Inland Mode N/A-Not Appl Inland Mode N/A-Not Appl

Service P-Pier P-Pier Broker N/A-Not Applicabl ☐ Tranship Options 0 of 48

SHIPMENT DETAILS

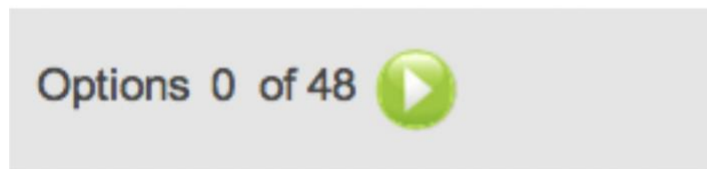
The screen above provides a view of the Service Details as outlined on the TLI Rate Calc screen.

Step 9 -  Click the ... command button located to the right of the Destination listing. This will present a pop up in order to search for a specific location to add as an arbitrary in this case..

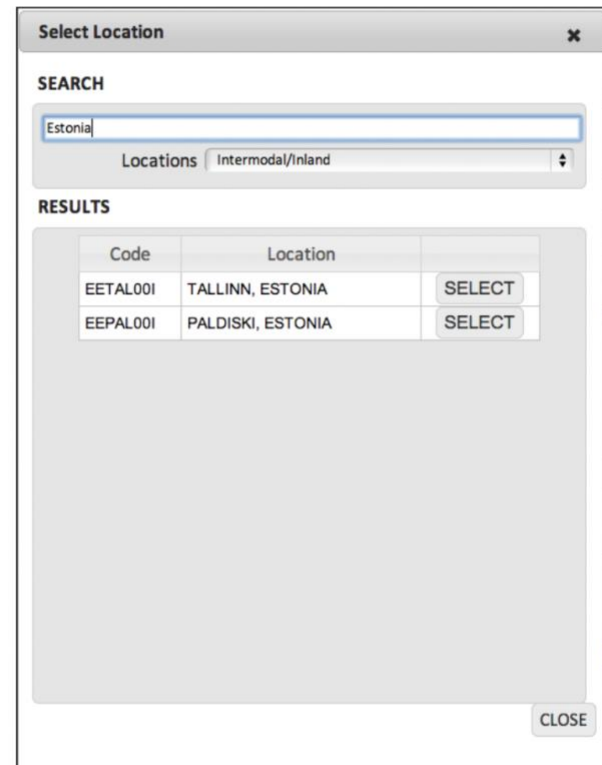
Step 10 – Select Intermodal/Inland from the location drop down located below the SEARCH text field.

Step 11 – In the Search field type in the specific location you wish to add. In this instance we will type Estonia. The Results section will populate with available locations matching the criteria typed in the search field.

Step 12 – Click the SELECT button beside the specific location. In this instance the PALDISKI, ESTONIA location is selected. Then click the CLOSE Command Button to return to the Rate Calc screen.



The screen above provides a view of the command button used to view the Optional Rules

A dialog box titled "Select Location" with a close button (X) in the top right corner. It has a "SEARCH" section with a text input field containing "Estonia" and a dropdown menu labeled "Locations" with "Intermodal/Inland" selected. Below is a "RESULTS" section containing a table with two rows of search results, each with a "SELECT" button to its right. At the bottom right is a "CLOSE" button.

Code	Location	
EETAL00I	TALLINN, ESTONIA	SELECT
EEPAL00I	PALDISKI, ESTONIA	SELECT

The screen above provides a view of the Destination listing available within the area provided

Step 13 - Click the Green Arrowed command button located to the right of the Option listing. This will present a pop up showing the available Optional Rules which may be applied. In this instance the selection would be the Estonia Arbitrary port charge.

Step 14 – Scroll through the list of Optional Charges as shown in the Shipment Options screen below and click the check box beside the appropriate selection. NOTE: it is possible to select multiple charges in the event multiple rules apply. In this instance we are selecting the Arbitraries to Estonia selection. Once the rule(s) has been selected click the CLOSE command button located on the bottom of the pop up.

Shipment Options

<input type="checkbox"/>	ARBITRARIES SANTANDER VIA BREMERHAVEN/ZEEBRUGGE	WLWHL-001	010-13H
<input type="checkbox"/>	ARBITRARIES TO ABU DHABI, UAE	WLWHL-001	010-52
<input type="checkbox"/>	ARBITRARIES TO BAHRAIN	WLWHL-001	010-50
<input type="checkbox"/>	ARBITRARIES TO BARCELONA, SPAIN VIA BREMERHAVEN	WLWHL-001	010-13
<input type="checkbox"/>	ARBITRARIES TO BREMERHAVEN VIA ZEEBRUGGE	WLWHL-001	010-19
<input type="checkbox"/>	ARBITRARIES TO DAR ES SALAAM, TANZANIA	WLWHL-001	010-31
<input type="checkbox"/>	ARBITRARIES TO DJIBOUTI	WLWHL-001	010-44
<input type="checkbox"/>	ARBITRARIES TO DOHA, QATAR	WLWHL-001	010-51
<input checked="" type="checkbox"/>	ARBITRARIES TO ESTONIA	WLWHL-001	010-20
<input type="checkbox"/>	ARBITRARIES TO FRANCE VIA ZEEBRUGGE	WLWHL-001	010-18
<input type="checkbox"/>	ARBITRARIES TO GREECE	WLWHL-001	010-23


CLOSE

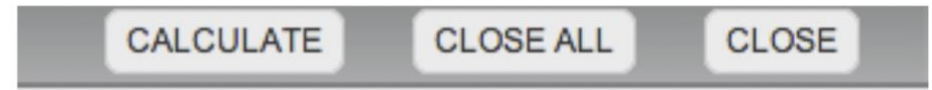
The screen above provides a view of the Shipment Options screen which permits a user to apply optional charges to a particular calculation.

CALCULATE: The Calculate button located on the Rate Calc screen permits the user to continue or complete the calculation process.

CLOSE ALL: The Close All button will close the window and return the user to the COMMODITY/TLI view of the tariff

CLOSE: The Close button will return the user to the TLI detail screen.

Step 16 – In the drop down as shown in the Select Options screen, select the appropriate charge. The drop down is activated by clicking on the  command button located to the right. Once the appropriate selection is made click on the Calculate button located in the pop up window.



The screen above provides a view of Command Buttons located on the Rate Calc screen.

Step 15 – Click the Calculate button located on the Upper right hand portion of the Rate Calc screen.

NOTE: Because the selected Arbitrary Rule has a table associated with it and the charges outlined require the user to choose amongst several options, the user will be presented with a Select Options pop up as demonstrated below.

This action may not be required for all rules within the option setting and therefore may not always occur.



The screen above provides a view of possible charge selection in the event an optional rule contains a table of possible charges based upon differing variables.

Step 17 – Is the resulting calculation screen. It provides the particular details of the selected shipment and enumerates the conditions of shipment.


RATE DETAIL			
Tariff WLWHL-003 WALLENIUS WILHELMSSEN LOGISTICS EUROPEAN TARIFF 003 Commodity 8700-00-0016 AUTOMOBILES, PASSENGER VEHICLES, VIZ: SELF PROPELL TLI 0001 Rate Basis WM			
SHIPMENT SUMMARY			
Origin GALVESTON TX 77550, UNITED STATES OF AMERICA		Equip Size N/A	
Destination PALDISKI, ESTONIA via BREMERHAVEN, GERMANY		Equip Type RR	
Service PP	Total Volume 1.000CBM	Total Weight 1000.000KGS	
CHARGE SUMMARY			
Freight Charges			
Charge Name	Charge Basis		Charge Amount
BASIC OCEAN FREIGHT	35.00USD W/M (TLI) MIN: BOF = at least 850.00USD		See Basis
BUNKER EUROPEAN TRADE	47.5% BOF		See Basis
SULPHUR REGULATION CHARGE (SRC)	0.54USD / CBM		See Basis
ARBITRARIES TO ESTONIA	17.00USD W/M		See Basis
TOTAL FREIGHT CHARGES			Not Calculated
Non-Freight Charges			

TOTAL CHARGES			Not Calculated
NOTES			
Commodity Note:			
Tli Note: SELF PROPELLED, DRIVEABLE, OVER 2.0 METERS IN HEIGHT, AND/OR EXCEEDING 25CBM A minimum Ocean Freight of 850.00 will be assessed per unit.			
This calculation is an estimate of freight and inland charges and furnished as a convenience to the public and represents nothing more than an approximation of freight charges which is not binding either on the carrier or shipper. It also does not imply any inland equipment availability when calculated from an interior point and rates are subject to change without notice and should be verified prior to shipment. Not valid for more than 30 days from date of quote.			

The screen above provides a view of the Calculation Screen which permits a user to view that Base Ocean Freight Detail along with the applicable Surcharges.

TLI DETAIL SCREEN

To access the TLI detail the user should start by entering the tariff or conducting a search.

Once a TLI is available as depicted in the Figure to the right click on the  command button located to the left of each TLI.

MY TARIFFS

COMMS TO EXCEL

TLIS TO EXCEL

CLOSE

COMMODITIES

Commodity Brief Descripti

Show Full Description

	Code	Brief Description	AMD	Filed	Effective	Expires	AC	Status	Note	Tlis
	7306500605	REELS, STATIC; NOS	0	2013-06-05	2013-06-05		IR	F		1
	7413000708	CABLE REELS, STATIC; NOS	3	2014-04-18	2014-04-18	2014-05-18	CE	F		1
	8406000415	KNOCKED DOWN PRESSES, STATIC; NOS	0	2014-04-15	2014-04-15	2014-05-15	IRE	F		1
	8425000407	CRANE BOOM AND PARTS, STATIC; NOS	0	2014-04-07	2014-04-07		IRE	F		1
	8425000410	CRANE PARTS, VIZ: BOOMS AND JIBS, STATIC; NOS	0	2014-04-10	2014-04-10		IR	F		1
	8429000407	EXCAVATOR, SELF-PROPELLED, TRACKED; AND ACCOMPANYI	0	2014-04-07	2014-04-07	2014-05-07	IRE	F		1
	8429000415	EXCAVATOR, SELF PROPELLED, TRACKED; NOS	0	2014-04-15	2014-04-15	2014-05-15	IRE	F		2
	8450020716	MINING MACHINERY, STATIC; NOS	1	2014-05-02	2014-05-02	2014-06-10	CE	F		1
	8452000407	MACHINERY AND EQUIPMENT FOR PETROLEUM INDUSTRY, TO	0	2014-04-07	2014-04-07	2014-05-07	IRE	F		1

Viewing Commodities 1-9 of 55

First

Previous

1

2

3

4

5

Next

Last

TLIS

	TLI #	Origin	Destination	Basis	Type	Size	Rate	Serv	Effective	Expiration	AC	Sta	Note
	0001	GALVESTON TX 77550, US	MONTEVIDEO, URUGUAY	WM	RR	N/A	136 USD	P/P	2014-04-07	2014-05-07	IRE	F	

8429-00-0407 : Viewing TLIs 1-1 of 1

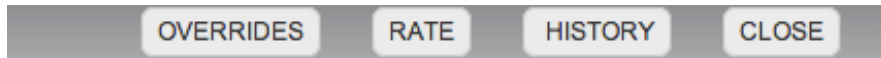
First

Previous

Next

Last

The screen above provides a Commodity / TLI tariff view.



The screen above provides a view of Command Buttons located on the TLI DETAIL screen.

OVERRIDES: The OVERRIDES Command Button provides the user with a list of rules which have been turned off for the purpose of calculation. This Button only shows on TLI's which have overrides in effect. Example: if a rate is exempted from Bunker charges the Bunker charge will be overridden.

RATE: The RATE Command Button will bring the user to the Rate Calc Screen as previously discussed in this manual.

HISTORY: The History command Button will provide the user access to the list of amendments from newest to oldest. By clicking the arrow beside any amendment, the user may view the specific details of that filing as shown in the Figure to the left

CLOSE: The CLOSE Command Button will return the user to the previous screen.

The TLI DETAILS screen provides the user with a view of all the relevant detail assigned to each tariff line item (TLI).

Refer to the Figure on the right to review all fields of information.

TLI DETAILS					
Tariff	WLWHL-005 WALLONIUS WILHELMSEN LOGISTICS CARIBBEAN CENTRAL/SOUTH AMERICA TARIFF 005				
Commodity	8429-00-0407 EXCAVATOR, SELF-PROPELLED, TRACKED; AND ACCOMPANYI				
TLI #	0001	Amendment	0 - 2014-04-07		
FILING CONTROL					
Filing Date	2014-04-07	Thru Date			
Effective Date	2014-04-07	Expiration Date	2014-05-07		
Amendment Code	IRE	Status	FILED		
		Special Case #			
		Publisher Name	Ransom, David		
SERVICE DETAILS					
Origin	GALVESTON TX 77550, UNITED STATES OF AMERIC		Destination	MONTEVIDEO, URUGUAY	
Via			Via	ZARATE, ARGENTINA	
Service	PP Pier - Pier				
RATE DETAILS					
Rate	136	USD - US Dollar	Basis	WM - Weight/Measure	
			Minimum Quantity	1.00	
EQUIPMENT DETAILS					
Type	RR - Roll-on/Roll-Off	Temperature	N/A - Not Applicable/Non-op	Hazard Code	N/A - Not Applicable
Size	N/A - Not Applicable	Packing	N/A - Not Applicable	Stowage	N/A - Not Applicable
NOTES					
PUBLIC NOTE					
Rate based on cargo to consist of five pieces moving together in one lot. Total shipment to be greater than 100cbm but not exceeding 115cbm 4 Inclusive of BAF, SRC, Customs Clearance Charge					
PRIVATE NOTE					

USING THE SEARCH FUNCTIONS

The Search function permits another way to explore the detail contained within your tariffs in an effective and efficient manner. The SEARCH Tab is located on the upper portion of your screen along with the now familiar WELCOME, TARIFF Tabs.

WELCOME CONTRACTS TARIFFS **SEARCH** ACCOUNTS REPORTS UTILITIES LIBRARY ADMIN TUTORIALS

COMMODITY RULE RATE

REFRESH CLEAR FIELDS SEARCH CLOSE

SEARCH CRITERIA

ENTER COMMODITY SEARCH QUERY

Commodity Brief Desc.

Commodity Full Desc.

Commodity Code

Commodity Private Note

Commodity Public Note

☐ Partial Matches ☐ Phrase Search

SELECT TARIFF(S) TO INCLUDE IN SEARCH

Carrier GMTS - Global Maritime Transportation Services

	Code	Name
<input type="checkbox"/>	GMTS-001	GLOBAL MARITIME WORLDWIDE TARIFF
<input type="checkbox"/>	GMTS-002	GMTS TEMPLATE TARIFF

SEARCH RESULTS

The above display depicts the various search function available once the user has clicked the SEARCH tab.

USING COMMODITY SEARCH FUNCTIONS

By default, the first available search feature which comes up after clicking the SEARCH tab is the COMMODITY search functionality as shown in the figure below. This feature permits cross tariff functionality so it is important to remember to select the tariff or tariffs you wish to search for specific commodity information.

The tariff selection is located on the right-hand side of the screen and will list all tariffs to which you have authority to access. In the event you do not have a full list of tariffs and you believe you have the authorization to access those tariffs, contact the system administrator within your organization.

There are five (5) elements to search on within this function including both the Brief and Full Text Descriptions, Commodity Code, Private Notes and Public Notes.

The screenshot displays a web application interface for commodity search. At the top, there is a green navigation bar with tabs for 'COMMODITY', 'RULE', and 'RATE'. Below this, a grey bar contains buttons for 'REFRESH', 'CLEAR FIELDS', 'SEARCH', and 'CLOSE'. The main content area is titled 'SEARCH CRITERIA' and is divided into two sections: 'ENTER COMMODITY SEARCH QUERY' and 'SELECT TARIFF(S) TO INCLUDE IN SEARCH'. The 'ENTER COMMODITY SEARCH QUERY' section includes five text input fields: 'Commodity Brief Desc.' (filled with 'Freight All Kinds'), 'Commodity Full Desc.', 'Commodity Code', 'Commodity Private Note', and 'Commodity Public Note'. Below these fields are two checkboxes: 'Partial Matches' and 'Phrase Search'. The 'SELECT TARIFF(S) TO INCLUDE IN SEARCH' section features a 'Carrier' dropdown menu set to 'GMTS - Global Maritime Transportation Services'. Below the dropdown is a table with two columns: 'Code' and 'Name'. The table contains two rows, both of which are selected with checkboxes in the first column. The first row has 'GMTS-001' as the code and 'GLOBAL MARITIME WORLDWIDE TARIFF' as the name. The second row has 'GMTS-002' as the code and 'GMTS TEMPLATE TARIFF' as the name. At the bottom of the interface, there is a green bar labeled 'SEARCH RESULTS'.

	Code	Name
<input checked="" type="checkbox"/>	GMTS-001	GLOBAL MARITIME WORLDWIDE TARIFF
<input checked="" type="checkbox"/>	GMTS-002	GMTS TEMPLATE TARIFF

The above display depicts the various search function available once the user has clicked the SEARCH tab. This figure also shows that both tariffs and the Brief Description Field have been selected and filled in.

In this particular instance we have selected both available tariffs and then used the Brief Description Field to search for Freight All Kinds. The below display show the results of that cross tariff search once the user has clicked the Search Command Button located on the upper right-hand portion of the screen.

COMMODITY

RULE

RATE

REFRESH

CLEAR FIELDS

SEARCH

CLOSE

SEARCH CRITERIA

SEARCH RESULTS

SHOW FULL DESCRIPTION

COMMODITIES

Number of Commodities: 1

×

Code	Brief Description	AMD	Doc	Filed	Effective	Expiration	AC	Rel	Status	Note	Tlis
0000-00-0010	FREIGHT ALL KINDS (FAK) / CARGO NOS, IN STRAIGHT MIXED SHIPMENTS INCLUDES THE FOLLOWING COMMODITIES	1	GMTS-001	2011-09-26	2011-09-26		C	0.000	F		4

Number of Commodities: 1

First Previous Next Last

TLIs

0000-00-0010 : 4TLIs

TLI #	Document	Origin	Destination	Basis	Type	Size	Rate	Service	Effective	Expiration	AC	Status	Note
0004	GMTS-001	NEW YORK NY {10001}-{10099}, US (+1)	HAMILTON, BERMUDA	PC	FR	20	3500 USD	D/O	2012-07-07		A	F	
0009	GMTS-001	NEW YORK NY {10001}-{10099}, US (+1)	HAMILTON, BERMUDA	PC	FR	20	3500 USD	D/O	2013-12-06		I	F	
010006	GMTS-GMTS11000001	MIAMI FL {33101}-{33199}, US	SANTOS, BRAZIL	PC	PC	40B	2500 USD	P/P	2011-04-08		I	F	
010012	GMTS-GMTS11000001	MIAMI FL {33101}-{33199}, US	SAN JOSE, COSTA RICA	PC	PC	20	2500 USD	P/P	2012-02-16		I	F	

0000-00-0010 : 4TLIs

First Previous Next Last

On occasion the user may conduct a commodity search in which there is no result available within the tariff. When this occurs, the user will be provided with a full list of commodities available. This is in accordance with the Federal Maritime Commissions (FMC) requirements as shown below as an extract from their CFR 46 regulations section 520.6 (b) as cited below.

(b) Search capability. Tariffs shall provide the capability to search for tariff matter by non--- case sensitive text search. Text search matches for commodity descriptions should result in a commodity or commodity index list.

The paragraph above is the citation from the FMC's CFR 46 Section 520.6 (b)

ELECTRONIC CODE OF FEDERAL REGULATIONS

e-CFR Data is current as of April 23, 2014

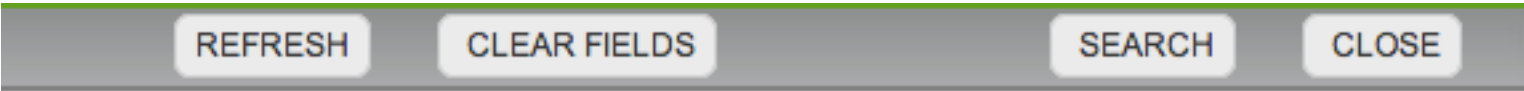
[Browse Previous](#) | [Browse Next](#)

Title 46: Shipping

[PART 520—CARRIER AUTOMATED TARIFFS](#)

§520.6 Retrieval of information.

The screen above provides a snap shot of the FMC e CFR for reference to the Commodity search requirements.



The screen above provides a view of the available command buttons in the search function.

REFRESH: By clicking on the Refresh Command Button the user will clear the Tariff Selection portion of the search screen as depicted in the display on the right

SELECT TARIFF(S) TO INCLUDE IN SEARCH

Carrier WLWHL - WALLENIOUS WILHELMSEN

	Code	Name
<input type="checkbox"/>	WLWHL-001	WALLENIOUS WILHELMSEN LOGISTICS RULES TARIFF 001
<input type="checkbox"/>	WLWHL-002	WALLENIOUS WILHELMSEN LOGISTICS AUSTRALIAN/NEW ZEALAND TARIFF 002
<input type="checkbox"/>	WLWHL-003	WALLENIOUS WILHELMSEN LOGISTICS EUROPEAN TARIFF 003
<input type="checkbox"/>	WLWHL-004	WALLENIOUS WILHELMSEN LOGISTICS FAR EAST ASIA TARIFF 004
<input type="checkbox"/>	WLWHL-005	WALLENIOUS WILHELMSEN LOGISTICS CARIBBEAN CENTRAL/SOUTH AMERICA TARIFF 005

The screen above provides a view of the right side of the Commodity Search function.

ENTER COMMODITY SEARCH QUERY

Commodity Brief Desc.

Commodity Full Desc.

Commodity Code

Commodity Private Note

Commodity Public Note

☐ Partial Matches ☐ Phrase Search

The screen above provides a view of the left side of the Commodity Search function.

CLEAR FIELDS: By clicking on the CLEAR FIELDS Command Button the user will clear any of the search criteria portion of the search screen as depicted in the display on the left side.

SEARCH: By clicking the SEARCH Command Button the system will perform the search of the tariffs selected based upon the criteria entered in the Search Query field.

CLOSE: By clicking on the CLOSE Command Button the user will close the SEARCH screen.

USING RULE SEARCH FUNCTIONS



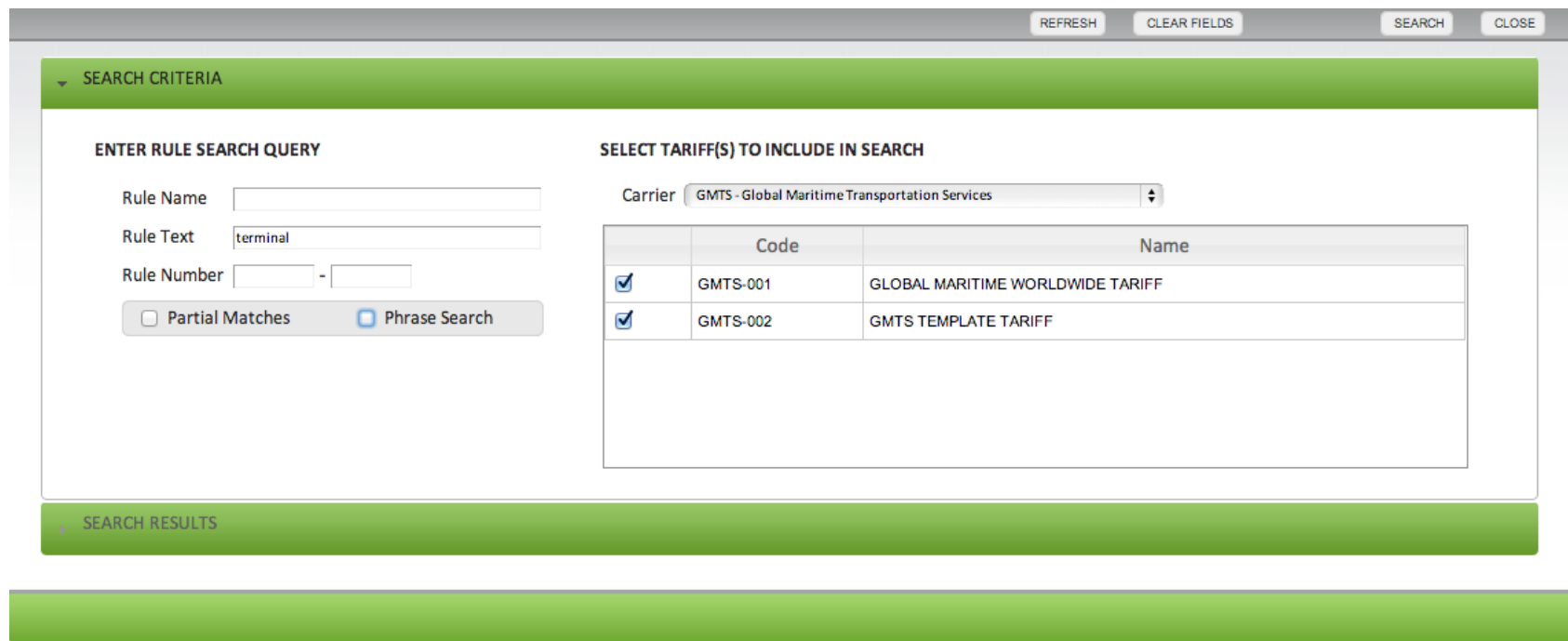
COMMODITY | RULE | RATE

REFRESH CLEAR FIELDS SEARCH CLOSE

The screen above provides the available search features the user has access to including COMMODITY, RULE and RATE search

The Rule search function is the second tab located on the upper left-hand portion of the of the tabs and is placed between the Commodity and Rate search function. This feature is similar to the Commodity search feature in that it permits multiple tariff search meaning you can search numerous tariffs at once in order to find a rules or rules with similar names or particular phrases or numbers.

As in the case of commodity search you begin the search by selecting the tariffs to query. Then use the Rule Name, Rule Text or Rule Number in order to search for a particular item. In the picture below, we have used the word terminal in the Rule Text field in order to find all instances where this occurs in both tariffs.



REFRESH CLEAR FIELDS SEARCH CLOSE

SEARCH CRITERIA

ENTER RULE SEARCH QUERY

Rule Name

Rule Text

Rule Number -







☐ Partial Matches ☒ Phrase Search

SELECT TARIFF(S) TO INCLUDE IN SEARCH

Carrier

	Code	Name
<input checked="" type="checkbox"/>	GMTS-001	GLOBAL MARITIME WORLDWIDE TARIFF
<input checked="" type="checkbox"/>	GMTS-002	GMTS TEMPLATE TARIFF

SEARCH RESULTS

SEARCH RESULTS				
	Rule Number	Rule Name	Tariff	Relevance
	034	TERMINAL TARIFFS	GMTS-002	1.250
	023	CARRIER TERMINAL RULES AND CHARGES	GMTS-002	1.167
	029	SYMBOLS	GMTS-002	1.004
	007	PAYMENT OF FREIGHT CHARGES	GMTS-002	1.003
	002	APPLICATION OF RATES AND CHARGES	GMTS-002	1.002
	028	DEFINITIONS	GMTS-002	1.001
				First Previous Next Last

The screen above provides a view of a RULE TEXT SEARCH RESULTS screen of the word terminal in the two tariffs selected on the right-hand side.

Once the user has pressed the search command Button located at the upper right portion of the search screen, the system shall accord to the new level revealing to the user a list of results. Because the search criteria was typed into the Rule Text search field the system conducted a search of the full rule verbiage in each rule within each tariff selected. Therefore, the word TERMINAL need not necessarily show in the Rule Name field but may occur only in the rule wording itself.

As an example of this, if the user was to click the arrowed green Button located to the left of each individual rule the system will return the full rule text. In this instance the example on the next page shows a selection of Rule 029 SYMBOLS from Tariff 002.

NOTE that the word terminal occurs in the rule wording under "T" but not in the Title.

RULE DETAILS

Tariff GMTS-002 GMTS TEMPLATE TARIFF

Rule Number 029

Amendment 1 - 2010-09-30

FILING CONTROL

Filing Date 2010-09-30

Thru Date

Status FILED

Effective Date 2010-09-30

Expiration Date

Special Case #

Amendment Code C

Publisher Name *Jorge Perez

DETAILS

Rule Name SYMBOLS

Applies YES

Rule Text

A A A

Operating	U	Rail Siding
RF Refrigerated	X	Team Tracks
VE		
N Ventilated	Y	Container Yard


SYMBOL EXPLANATION

A.....Increase
C.....Change in wording which results in neither
Increase nor Reduction
E.....Expiration
I.....New or Initial Matter
R.....Reduction
P.....Extension of Service to Additional Port(S)
S.....Special Case Matter
T.....Terminal Rates, Charges or Provisions over which
carrier has no control
W.....Same Day Withdrawal of Erroneous Data
X.....Exemption for Controlled Carrier Date in
U.S./Bilateral Trade
s
x.....Times (Measurement to Weight Ratio Factor)
% Percent

NOTES

Public Note

The above provides a snap shot of the rule text of one of the search results from the criteria TERMINAL as typed in the RULE TEXT field.



The screen above provides a view of the available command buttons in the search function.

REFRESH: By clicking on the Refresh Command Button the user will clear the Tariff Selection portion of the search screen as depicted in the display on the right

SELECT TARIFF(S) TO INCLUDE IN SEARCH

Carrier

	Code	Name
<input type="checkbox"/>	WLWHL-001	WALLENIOUS WILHELMSEN LOGISTICS RULES TARIFF 001
<input type="checkbox"/>	WLWHL-002	WALLENIOUS WILHELMSEN LOGISTICS AUSTRALIAN/NEW ZEALAND TARIFF 002
<input type="checkbox"/>	WLWHL-003	WALLENIOUS WILHELMSEN LOGISTICS EUROPEAN TARIFF 003
<input type="checkbox"/>	WLWHL-004	WALLENIOUS WILHELMSEN LOGISTICS FAR EAST ASIA TARIFF 004
<input type="checkbox"/>	WLWHL-005	WALLENIOUS WILHELMSEN LOGISTICS CARIBBEAN CENTRAL/SOUTH AMERICA TARIFF 005

The screen above provides a view of the right side of the Rule Search function.

ENTER RULE SEARCH QUERY

Rule Name

Rule Text

Rule Number -

☐ Partial Matches ☐ Phrase Search

The screen above provides a view of the left side of the Rule Search function.

CLEAR FIELDS: By clicking on the CLEAR FIELDS Command Button the user will clear any of the search criteria portion of the Rule Search Query screen as depicted in the display on the left

SEARCH: By clicking the SEARCH Command Button the system will perform the search of the tariffs selected based upon the criteria entered in the Search Query field.

CLOSE: By clicking on the CLOSE Command Button the user will close the SEARCH screen.

USING RATE SEARCH FUNCTIONS

COMMODITY | RULE | RATE

TO EXCEL REFRESH SEARCH CANCEL RESET

TARIFF SELECTION

Carrier GMTS - Global Maritime Transportation Services

Number	Title	Type	Currency	Filings	Status
GMTS-001	GLOBAL MARITIME WORLDWIDE TARIFF	FC	USD	131	F
GMTS-002	GMTS TEMPLATE TARIFF	FC	USD	10	N

First Previous Next Last

SEARCH CRITERIA

SEARCH RESULTS

The screen above provides a view of a RATE SEARCH function which is the initial view after selection.

Unlike both the COMMODITY and RULE search function, the RATE search function is restricted to individual tariffs rather than multiple tariffs. This is done for several reasons not least of which is in order to provide acceptable system performance but also restrict searches to appropriate criteria within each tariff because the capabilities of the search function provides so much more detail as possible searches.

In order to select the specific tariff simply click the desired tariff. The tariff line will highlight the tariff in yellow and immediately according to the SEARCH CRITERIA selection of the Rate search function.

COMMODITY

RULE

RATE

TO EXCEL

REFRESH

SEARCH

CANCEL

RESET

TARIFF SELECTION

SEARCH CRITERIA

RATE SEARCH

Origin: MIAMI FL {33101}-{33199}, UNITED STATES OF AMERICA (+1)

...

+

Destination: ANTWERP, BELGIUM

...

+

Search Words: Biscuit

☐ Full Text Search

☒ Tariff and Contract Rates

☐ Tariff Only

Commodity Code:

Expiration Date:

...

Amendment Code:

...

Container Size: All Sizes

Container Type: All Types

Rate Basis: All Basis

Commodity Note:

TLI Note:

Commodity Private Note:

TLI Private Note:

SEARCH RESULTS

The snap shot above represents the SEARCH CRITERIA screen providing the user the ability to search

The SEARCH CRITERIA screen as shown on the previous page provides the user the ability to search multiple categories of detail in order to drill into specific information associated with the TLI detail. The list of fields is provided below and enumerates its function and purpose.

SEARCH CRITERIA	SELECTION FUNCTION	PURPOSE
ORIGIN		Represents the ORIGIN port or point. This information should be restricted to the tariffs scope.
DESTINATION		Represents the DESTINATION port or point. This information should be restricted to the tariff scope.
SEARCH WORDS		Represents the commodity brief description as represented in the tariff.
	FULL TEXT	Allows for the full text search rather than just the brief description
	TARIFF AND SERVICE CONTRACT / TARIFF ONLY	These radio buttons permit the selection of all rates or merely tariff rates.
COMMODITY CODE		Represents the commodity code as assigned within the tariff.
EXPIRATION DATE		Commodity Expiration Date (if any)
AMENDMENT CODE		Commodity Amendment code
CONTAINER SIZE		Container size specific to this carrier
CONTAINER TYPE		Container type specific to this carrier
RATE BASIS		The basis is based upon the specific TLI information filed in the tariff
COMMODITY NOTE		Public Notes as issued against the commodity
TLI NOTE		Public Notes as issued against the TLI
COMMODITY PRIVATE NOTE		Private notes restricted to the Carrier view for commodities
TLI PRIVATE NOTE		Private notes restricted to the carrier view for TLI's

The SEARCH CRITERIA inserted into this example provides in the origin field two Miami, FL locations– the first representing a range of zip codes and the second a specific zip code. It is important to understand that in this case, there are two distinct situations --- one represents a generic Miami location and one represents a door Miami location.

The destination field is simply Antwerp Belgium as a singular locale and finally the commodity referenced is Biscuit allowing the widest search possible.

In order to populate the origin and destination fields the user must click the (+) command Button which will present the user with a pop up of the location selection screen as is demonstrated on the next page.

The Select Location pop up screen allows the user to search for various Locations depending on the circumstance. The Locations type defaults to port but may be changed to All, Countries, States / Province, Ports, Intermodal/Inland or Groups as represented in the figure below.



The snap shot above represents the type of Location drop down

NOTE: when the user types in Miami and leaves the default selection as ports the search function returns all possible Locations which match that information and demonstrated on the figure to the right.

This is not a duplicate Location but rather signifies two distinct Locations. One which represents all terminals or ports in the Miami area and one which is specific to only one terminal or port in Miami. This is to determine by the range of ZIP codes in the second listing rather than a specific ZIP code in the first listing.

Code	Location	
USMIA05P	MIAMI BEACH FL 33139, UNITED STATES OF AMERICA	SELECT
USMIA01P	MIAMI FL (33101)--(33199), UNITED STATES OF AMERICA	SELECT

The snap shot above represents the Select Location pop up

The SEARCH RESULTS screen as shown below provides the user with both the specific commodity and associated TLI's applicable to that commodity. The commodity itself is highlighted in yellow with the respective TLI(s) presented below.

COMMODITY
RULE
RATE

TO EXCEL
REFRESH
SEARCH
CANCEL
RESET

TARIFF SELECTION
SEARCH CRITERIA
SEARCH RESULTS

REFRESH
SHOW FULL DESCRIPTION

COMMODITIES

Number of Commodities: 1

×

Code	Brief Description	AMD	Filed	Effective	Expiration	AC	Rel	Note	Tlis
1905-00-0805	BISCUITS, NOS	0	2011-04-22	2011-04-21		I	0.000		1

Number of Commodities: 1
First
Previous
Next
Last

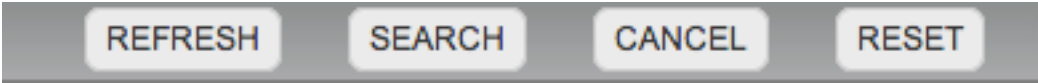
TLIs

1905-00-0805 : 1TLI

×

TLI #	Document	Origin	Destination	Basis	Type	Size	Rate	Service	Effective	Expiration	AC	Note
0010	GMTS-001	MIAMI FL (33101)-(33199), US	ANTWERP, BELGIUM (+1)	LS	N/A	N/A	7600 USD	O/O	2012-03-30		A	

Viewing TLIs 1-1 of 1
First
Previous
Next
Last



The screen above provides a view of the available command button in the search function.

REFRESH: By clicking on the Refresh Command Button the user will clear the Tariff Selection portion of the TARIFF SELECTION screen as depicted in the display on the right

The screenshot shows a web application titled 'TARIFF SELECTION'. At the top, there is a dropdown menu for 'Carrier' with 'WLWHL - WALLENIUS WILHELMSEN' selected. Below this is a table with columns: Number, Title, Type, Currency, Filings, and Status. The table contains seven rows of tariff data. The third row is highlighted in yellow.

Number	Title	Type	Currency	Filings	Status
WLWHL-001	WALLENIUS WILHELMSEN LOGISTICS RULES TARIFF 001	FC	USD	694	F
WLWHL-002	WALLENIUS WILHELMSEN LOGISTICS AUSTRALIAN/NEW ZEALAND TAR...	FC	USD	1101	F
WLWHL-003	WALLENIUS WILHELMSEN LOGISTICS EUROPEAN TARIFF 003	FC	USD	1823	F
WLWHL-004	WALLENIUS WILHELMSEN LOGISTICS FAR EAST ASIA TARIFF 004	FC	USD	1596	F
WLWHL-005	WALLENIUS WILHELMSEN LOGISTICS CARIBBEAN CENTRAL/SOUTH AM...	FC	USD	962	F
WLWHL-006	WALLENIUS WILHELMSEN LOGISTICS MIDDLE EAST TARIFF 006	FC	USD	879	F
WLWHL-007	WALLENIUS WILHELMSEN LOGISTICS SERVICE CONTRACT /ET TARIF...	FC	USD	633	F

At the bottom right of the table, there are navigation links: 'First', 'Previous', 'Next', and 'Last'.

The screenshot shows a web application titled 'RATE SEARCH'. It contains several input fields and dropdown menus for search criteria. The 'Search Words' field is empty. Below it, there are radio buttons for 'Full Text Search' (unselected) and 'Tariff and Contract Rates' (selected). The 'Commodity Code' field is empty. The 'Expiration Date' field has a calendar icon. The 'Amendment Code' field is empty. The 'Container Size' dropdown is set to 'All Sizes'. The 'Container Type' dropdown is set to 'All Types'. The 'Rate Basis' dropdown is set to 'All Basis'. There are also text areas for 'Commodity Note', 'TLI Note', 'Commodity Private Note', and 'TLI Private Note'.

SEARCH: By clicking the SEARCH Command Button the system will perform the search of the tariffs selected based upon the criteria entered in the RATE SEARCH screen.

RESET: By clicking on the RESET Command Button the user will clear any of the search criteria portion of the RATE SEARCH screen as depicted in the display on the left

CANCEL: By clicking on the CANCEL Command Button the user will close the SEARCH screen.

USING COMMODITY FILTERS

The filter feature in the Bote Rates system provides the ability for the user to drill into the tariff information with great speed without leaving the tariff selection. The filter provides for refinement of the tariff commodities as shown below for searches of Commodity Brief Description, Commodity Code and Commodity Full Text.

COMMODITIES

✓ Commodity Brief Description

Commodity Code

Commodity Full Text

↺

✖

Show Full Description

	Code ▲	Brief Description ▼	AMD	Filed ▼	Effective ▼	Expires ▼	AC	Status ▼	Note	Tlis	
	0000000010	FREIGHT ALL KINDS (FAK) / CARGO NOS, IN STRAIGHT MIXED SHIPMENTS INCLUDES THE FOLLOWING COMMODITIES	1	2011-09-26	2011-09-26		C	F		4	
	0000105000	REEFER CARGO, NOS	0	2011-06-02	2011-06-02		I	F		1	
	1900010620	FOODSTUFF/GROCERIES, NOS	1	2011-07-20	2011-07-20		I	F		4	
	1905000805	BISCUITS, NOS	0	2011-04-22	2011-04-21		I	F		13	
	2004895000	CHEMICALS, NON-HAZARDOUS, NOS, RESIN, NON-HAZARDOUS, NOS, PETROLEUM, VIZ: MIXED OR STRAIGHT SHIPMENT	0	2011-09-26	2011-09-26		Ir	F		2	
	2004909060	PEAS, PREPARED OR PRESERVED OTHERWISE THAN BY VINEGAR OR ACETIC ACID, FROZEN	0	2013-12-04	2013-12-04		I	F		1	
	2005512020	COWPEAS, BLACK-EYE, SHELLED, DRIED CANNED	0	2013-12-04	2013-12-04		I	P		0	
	2200000084	WINE & SPIRITS, NOS	0	2011-09-27	2011-09-27		I	F		3	
	2800000503	CHEMICALS, NOS	2	2013-12-04	2013-12-04		C	F		2	

Viewing Commodities 1-9 of 25

First

Previous

1

2

3



Next

Last


The above display shows the commodity selection of the tariff with the filter function selection provides in the upper left-hand corner.

The filter feature with the selection Commodity Brief Description chosen and then Foodstuff typed into the text box on the right side will filter all the commodities in that tariff for all items with Foodstuff in the description. The result is depicted on the next page.

COMMODITIES

Commodity Brief Descriptic  

[Show Full Description](#)

	Code ▲	Brief Description ▼	AMD	Filed ▼	Effective ▼	Expires ▼	AC	Status ▼	Note	TLIs
	1900010620	FOODSTUFF/GROCERIES, NOS	1	2011-07-20	2011-07-20		I	F		4

Viewing Commodities 1-1 of 1

First Previous Next Last

The above display shows the results of the tariff with the filter function selection and Foodstuff typed into the text filter provided.

USING TLI FILTERS








The TLI filters provide the ability to use the blank column headers to filter for one or multiple headers into to drill down into the tariff detail quickly and efficiently without having to leave the tariff selection. Note that shown in the figure below there are filters for TLI numbers, Origin, Destination, Basis, Type, Size, Rate, Service Type and the Note Field.

	2200000084	WINE & SPIRITS, NOS	0	2011-09-27	2011-09-27		I	F		3
	2800000503	CHEMICALS, NOS	2	2013-12-04	2013-12-04		C	F		2

Viewing Commodities 1-9 of 25

First Previous 1 2 3 Next Last

TLIS

	<input type="text"/>	<input type="text"/>	<input type="text"/>	<input type="text"/>	<input type="text"/>	<input type="text"/>	<input type="text"/>	<input type="text"/>	<input type="text"/>	<input type="text"/>	<input type="text"/>	<input type="text"/>	<input type="text"/>
	TLI # ▼	Origin ▼	Destination ▼	Basis ▼	Type ▼	Size ▼	Rate ▼	Serv ▼	Effective ▼	Expiration ▼	AC	Sta ▼	Note
	0004	NEW YORK NY {10001}-{10099}, US (+1)	HAMILTON, BERMUDA	PC	FR	20	3500 USD	D/O	2012-07-07		A	F	
	0009	NEW YORK NY {10001}-{10099}, US (+1)	HAMILTON, BERMUDA	PC	FR	20	3500 USD	D/O	2013-12-06		I	F	
	010006	MIAMI FL {33101}-{33199}, US	SANTOS, BRAZIL	PC	PC	40B	2500 USD	P/P	2011-04-08		I	F	
	010012	MIAMI FL {33101}-{33199}, US	SAN JOSE, COSTA RICA	PC	PC	20	2500 USD	P/P	2012-02-16		I	F	

0000-00-0010 : Viewing TLIs 1-4 of 4

First Previous Next Last

In the figure below the data in the TLI selection is filtered by Origin by typing in Miami into the origin header and then filtered for 20' equipment by typing 20 into the Size column header selection. As we indicated previously the filters may be used individually or in conjunction with the other filters to permit the user to extract the detail to finer and finer levels until arriving at the specific items of interest. In the note field you can use any word within any of the notes in order to filter the detail of those notes.

As an example, should the user wish to filter for only notes with Bunker references, simply type in bunker in the filter column header and the results will be displayed.

IMPORTANT – It is important to understand that the filters when used for Commodities are filtering for only commodities in that specific tariff. When filtering for TLI's the user is filtering for only the TLI's available under the specific Commodities chosen.

	2200000084	WINE & SPIRITS, NOS	0	2011-09-27	2011-09-27		I	F		3	
	2800000503	CHEMICALS, NOS	2	2013-12-04	2013-12-04		C	F		2	

Viewing Commodities 1-9 of 25

First Previous 1 2 3 Next Last

TLIS

TLI #	Origin	Destination	Basis	Type	Size	Rate	Serv	Effective	Expiration	AC	Sta	Note
	010012	MIAMI FL {33101}-{33199}, US	SAN JOSE, COSTA RICA	PC	PC	20	2500 USD	P/P	2012-02-16		I	F

0000-00-0010 : Viewing TLIs 1-1 of 1

First Previous Next Last

The above display shows the TLI selection results after the origin and equipment size fields have been used to narrow the scope.

This manual is provided to Global Maritime Transportation Services Inc. customers, who subscribe to the Bote Rates service. This manual provides an overview of the capabilities and functionality of some of its main features. This system has many features and purposes which may not be conveyed within the confines of the overview provided herein. Should your organization want greater in depth training on all its functions and capabilities and to understand the purpose and design, we would encourage your organization to reserve a full training session. Please do not hesitate to contact us for details and cost of this training.

This manual remains the sole property of Global Maritime Transportation Services Inc. and may not be redistributed in whole or in part without the express written consent of Global Maritime Transportation Services Inc.

This manual is copyright protected.

© Global Maritime Transportation Services Inc. 2014